

Upright Freezer
SINGLE DOOR SERIES

USER MANUAL

MDRE306FGE01

Warning notices: Before using this product, please read this manual carefully and keep it for future reference. The design and specifications are subject to change without prior notice for product improvement. Consult with your dealer or manufacturer for details. The diagram above is just for reference. Please take the appearance of the actual product as the standard.

PRODUCT INSTALLATION

Install Instruction

For refrigerating appliances with climate class

- Depending on the climate class, This refrigerating appliance is intended to be used at ambient temperatures range as specified following table.
- The climate class can be found on the rating plate. The product may not operate properly at temperatures outside of the specific range.
- You can find the climate class on the product label.

EN

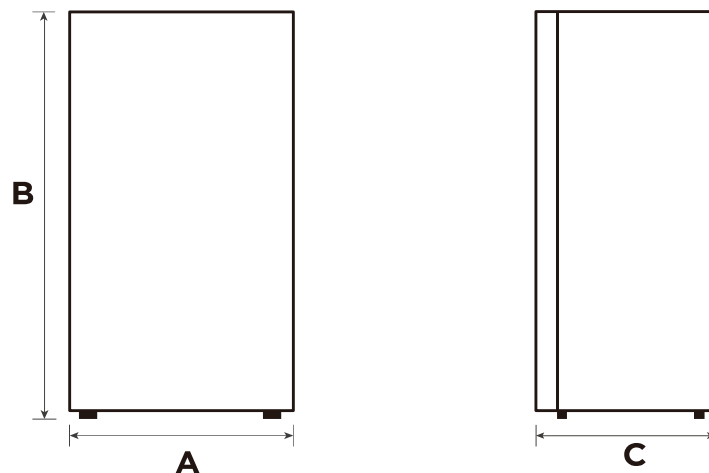
Effective temperature range

- The product is designed to operate normally in the temperature range specified by its class rating.

Class	Symbol	Ambient temperature range °C	
		IEC 62552 (ISO 15502)	ISO 8561
Extended temperate	SN	+ 10 to + 32	+ 10 to + 32
Temperate	N	+ 16 to + 32	+ 16 to + 32
Subtropical	ST	+ 16 to + 38	+ 18 to + 38
Tropical	T	+ 16 to + 43	+ 18 to + 43

Dimensions and Clearances

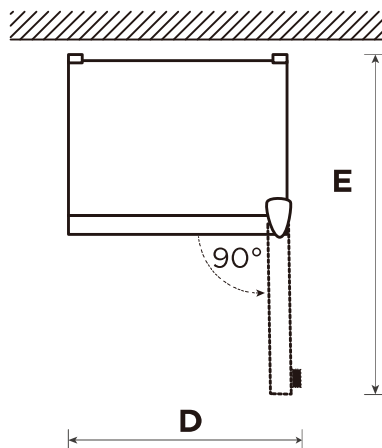
Space requirement diagram (when the door is open and when the door is closed)



⚠ ATTENTION

The picture above is only for reference. The actual configuration will depend on the physical product or statement by the distributor

EN

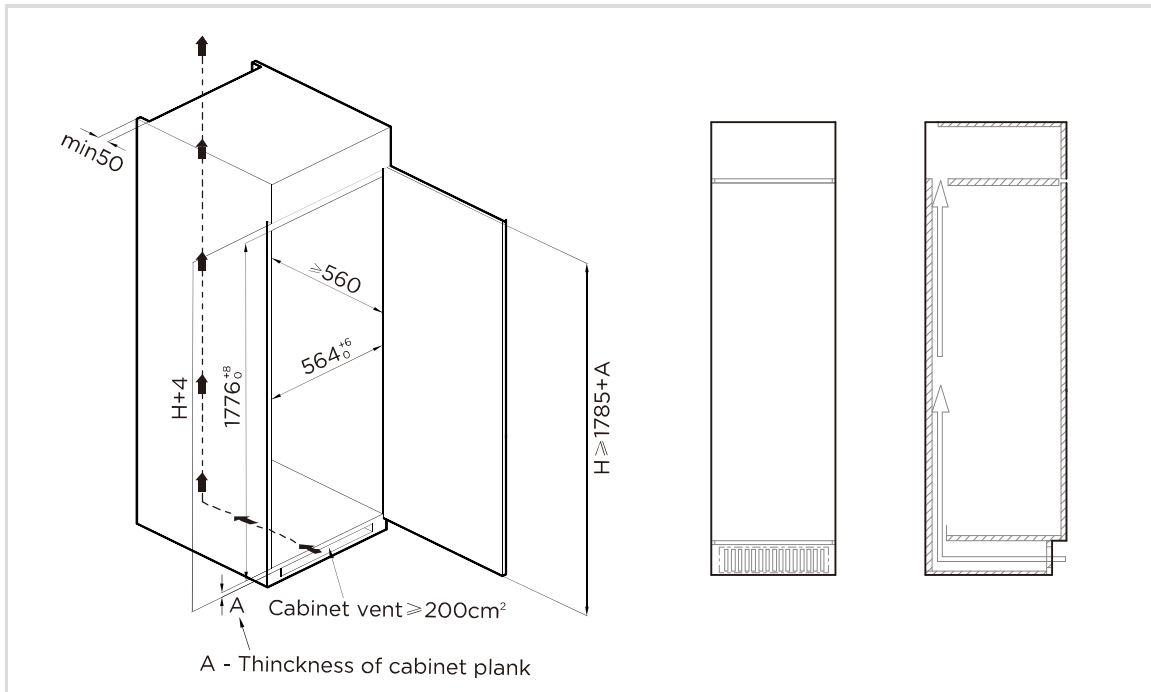


Width	Overall Height	Depth	Width doors open 90°	Depth doors open 90°
A	B	C	D	E
540	1785	545	540	1060

Notice: All dimensions in mm

Installation in cabinet

Cabinet size requirement:



EN

⚠ ATTENTION

The skirting board and back of the cabinet shall be provided with a through heat dissipation channel.

step

1. Push the refrigerator into the cabinet and adjust it to make sure the edge fold of top baffle completely touch the top edge of the cabinet, and the limit hook of supporting leg completely touch the bottom edge of the cabinet.

